




District Report Card: 2017			
State: Haryana		District: Mahendragarh	
Class: 5		Subject: Language	
Schools: 55		Students: 819	


Participation/Coverage


Students

<div>GENDER</div> <div></div>	Boys		Girls	
	Number	%	Number	%
	387	47.25	432	52.75

<div>AREA</div> <div></div>	Rural		Urban	
	Number	%	Number	%
	720	87.91	99	12.09

<div>CATEGORY</div> <div></div>	SC		ST		OBC		GEN	
	Number	%	Number	%	Number	%	Number	%
	303	37.00	7	0.85	337	41.15	172	21.00

<div>CWSN</div> <div></div>	LD	VI	HI	S&LD	ID	Oth
	1	2	1	0	1	9

<div>Management</div> <div></div>	Government		Government-aided	
	Number	%	Number	%
	798	97.44	21	2.56

Average Performance of Students in Language (%)

Overall	Gender		Area		Management		Social Group			
	Male	Female	Rural	Urban	Govt.	Aided	SC	ST	OBC	GEN
60.85	58.40	63.04	61.27	57.78	60.93	57.78	58.68	65.71	61.35	63.49

Performance on Learning Outcomes (LOs)

Learning Outcomes	Description	Average Performance(%)
L504	Reads and comprehends independently storybooks, news items/ headlines, advertisements etc.	59.90
L508	Reads text with comprehension, locates details and sequence of events	61.32

Range of Performance of Students who Answered Correctly							
Below 30%		30% - 50%		50% - 75%		Above 75%	
Number	%	Number	%	Number	%	Number	%
81	9.89	198	24.18	305	37.24	235	28.69

Lowest Performing Learning Outcomes (LOs)

- 1 - Reads and comprehends independently storybooks, news items/ headlines, advertisements etc. (59.90)
- 2 - Reads text with comprehension, locates details and sequence of events (61.32)